



IXICA

Use the following parameters when setting up an IXICA trunk:


General | Dialed Number Manipulation Rules | sip Settings

Outgoing | Incoming

Trunk Name 


PEER Details 


```
host=sbcX.ixica.com  
username=[username]  
fromuser=[username]  
secret=[password]  
type=friend  
insecure=port,invite  
disallow=all  
allow=ulaw&alaw  
dtmf=rfc2833  
qualify=yes
```


 **sbcX should be the provided server such as sbc1.ixica.com**


General | Dialed Number Manipulation Rules | sip Settings

Outgoing | Incoming

USER Context 

USER Details 

Register String 

 **sbcX should be the provided server such as sbc1.ixica.com**