

Logout and Login-Sangoma s305, s400/s405, s500 & s705

Unknown macro: 'widget'

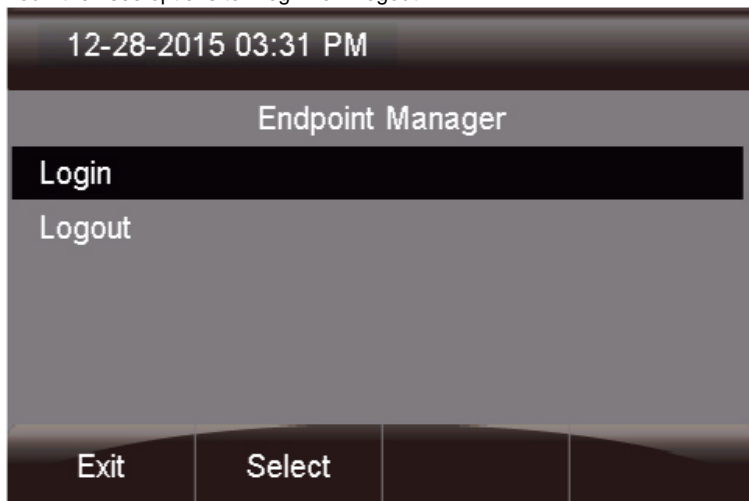
- Logging Out a User From Your Phone
- Logging In a User From Your Phone

Logging Out a User From Your Phone

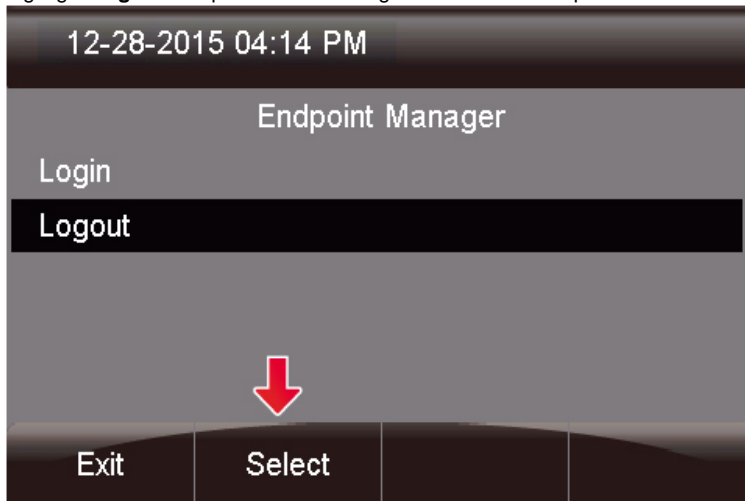
- Press the **Login/Logout** application button on the device.



- You'll then see options to "Login" or "Logout".

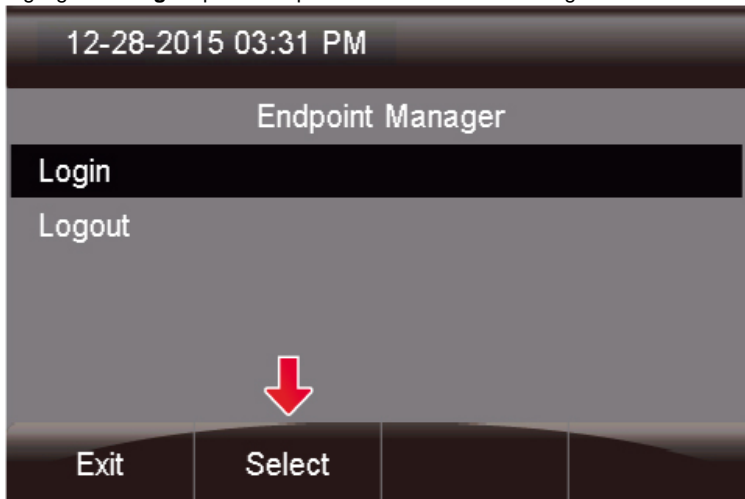


- Highlight **Logout** and press **Select** to log the user out of the phone.

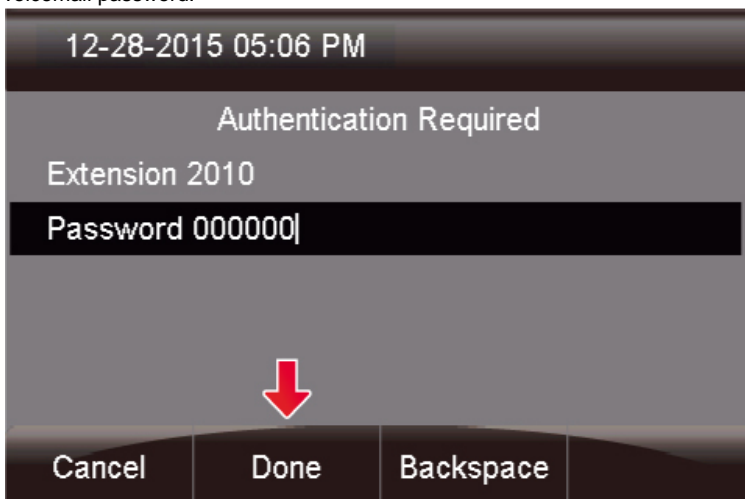


Logging In a User From Your Phone

- Highlight the **Login** option and press the **Select** button to log another user in as a new device.



- You will be prompted for your extension and password. The password by default is your voicemail password. If you do not have a voicemail box set up on your account, you would use the "User Password" as defined in the [End Point Manger Global Settings](#). You can also optionally use the Admin password as defined in the [End Point Manger Global Settings](#) to log in any phone without knowing the voicemail password.



- Press the **Done** button when you're finished.